



District Report Card: 2017


State: Meghalaya	District: South Garo Hills
Class: 3	Subject: Language
Schools: 60	Students: 549


Participation/Coverage


Students

 GENDER	Boys		Girls	
	Number	%	Number	%
	268	48.82	281	51.18

 AREA	Rural		Urban	
	Number	%	Number	%
	500	91.07	49	8.93

 CATEGORY	SC		ST		OBC		GEN	
	Number	%	Number	%	Number	%	Number	%
	0	0.00	549	100.00	0	0.00	0	0.00

 CWSN	LD	VI	HI	S&LD	ID	Oth
	0	30	0	0	1	0

 Management	Government		Government-aided	
	Number	%	Number	%
	305	55.56	244	44.44

Average Performance of Students in Language (%)

Overall	Gender		Area		Management		Social Group			
	Male	Female	Rural	Urban	Govt.	Aided	SC	ST	OBC	GEN
57.38	57.64	57.13	56.99	61.36	53.14	62.68	0.00	57.38	0.00	0.00

Performance on Learning Outcomes (LOs)

Learning Outcomes	Description	Average Performance(%)
L304	Reads small texts with comprehension i.e., identifies main ideas, details, sequence and draws conclusions	60.98
L312	Reads printed scripts on the classroom walls: poems, posters, charts etc.	50.16

Range of Performance of Students who Answered Correctly							
Below 30%		30% - 50%		50% - 75%		Above 75%	
Number	%	Number	%	Number	%	Number	%
68	12.39	187	34.06	150	27.32	144	26.23

Lowest Performing Learning Outcomes (LOs)

1 - Reads printed scripts on the classroom walls: poems, posters, charts etc. (50.16)

2 - Reads small texts with comprehension i.e., identifies main ideas, details, sequence and draws conclusions (60.98)